

NEW DAILY BLUE e POWER



IVECO
BUS

Your partner for sustainable transport

NATURAL POWER. SUSTAINABLE PERFORMANCE.



The Daily Blue Power range refers to commercial vehicles and minibuses powered by alternative tractions. For people transport, Daily Blue Power covers a wide variety of missions : shuttle buses in central urban environments, students transport and line services. The attractive design of the blue font grill makes Blue Power minibuses immediately recognizable.

With the Daily Blue Power range, IVECO BUS reinforces its strong commitment for a more sustainable transport.

For the first time, the Natural Power traction is associated with the HI-MATIC automatic transmission making Daily Minibus Natural Power the best in class in terms of performance and sustainability. It delivers the same robustness, performance and reliability as a Diesel vehicle with even more comfort and fuel economy thanks to extra-low pollutant and CO₂ emissions. Vehicle also available with bio-methane with a 95% reduction of CO₂ emissions.

BEST COMFORT AND SAFETY

The exclusive 8-speed HI-MATIC automatic gearbox is designed to ensure maximum performance, minimal running costs, unbeatable comfort and superior gear changes, along with reduced fuel consumption.

NO LIMITS IN URBAN AREAS

The dramatic reduction in noise level -4 dB lower than its diesel equivalent – makes it a extremely quiet and clean-running vehicle, which is great benefit in urban areas with low emission zones.

UNRIVALLED PERFORMANCE

Thanks to its sustainable Natural Power technology, the Daily Minibus Natural Power delivers the same performance and transient response as its diesel equivalent. The 3.0 litre engine, with its 136 hp and the best-in-class 350 Nm torque, can tackle all missions.

OUTSTANDING FUEL ECONOMY

The Daily Minibus Natural Power benefits from the significantly lower pump price of CNG, which results in very competitive cost per km, up to 35% savings compared to Diesel.



3.0 litre engine Compressed Natural Gas	
Max power	136 hp (100 kW)
Engine speed range at max power	2730-3500 rpm
Max torque	350 Nm
Engine speed range at max torque	1500-2730 rpm

Performance in petrol Recovery Mode: Power 60 kW (82 hp) and Torque 230 Nm

ELECTRIC. THE ZERO-EMISSIONS MINIBUS.



The New Daily Electric is a unique vehicle with the widest line-up in the industry that allows circulation also in cities with the strictest traffic limitations. Its battery performance is optimised for all weather conditions and it only takes 2 hours to recharge with the new fast charge mode. Its efficiency is further enhanced in Eco-Power driving mode and through the regenerative braking strategies.

FULL SUSTAINABILITY

The Class exclusive zero emission vehicle operates on 100% electric traction. The high efficiency battery system, the use of auxiliary electrics in combination with the full recyclable batteries it makes it a complete sustainable vehicle.

PROVEN VERSATILITY

The Daily Minibus Electric, zero emissions and ready for every mission. Thanks to the various batteries layout, the Daily Electric is perfectly at ease in a variety of working environments: from city centres and shuttle services to taxi line.

CLASS LEADING EFFICIENCY

An incredible autonomy is achieved thanks to the newly added efficiency features like driving mode selection, new regenerating braking strategies and battery performance optimization for all weather conditions.

IDEAL BUSINESS PARTNER

With features like the 7" detachable table, the unique electric dashboard for vehicle data management and the navigation technology by TomTom® Bridge for IVECO, it makes Daily Electric an ideal Business Partner.



PUBLIC CHARGING

(@400 Vac/16 A 3.5/7/11 kW) 10 hrs

PRIVATE CHARGING

(@400 Vac/16 A 3.5/7/11 kW) 10 hrs

PUBLIC "FAST" CHARGING

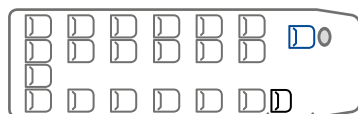
(@400 Vac/32 A 22 kW) 2 hrs

DOMESTIC CHARGING

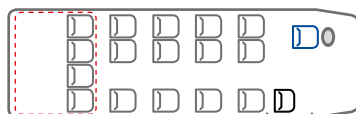
(@230 Vac/16 A 3.5 kW) 24 hrs

VERSION	WHEELBASE (mm)	OVERALL LENGTH (mm)	ENGINE POWER (hp)	MODEL	OVERALL HEIGHT (mm)	GVW (kg)	GEARBOX
Natural Power	4100	7128	136 CNG	50C	2900	5600	Manual / HI-MATIC

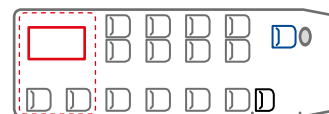
4100



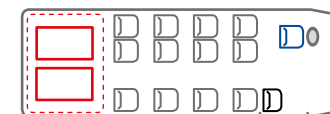
19 + h



19/16 + h



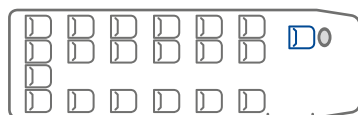
19/14 + 0/1w + h



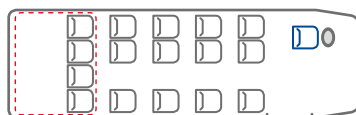
19/12 + 0/2w + h

VERSION	WHEELBASE (mm)	OVERALL LENGTH (mm)	MOTOR POWER (kW)	MODEL	OVERALL HEIGHT (mm)	GVW (kg)	BATTERIES (kWh)
Electric	4100	7128	80	50C	2900	5600	56/84 (2/3 batteries)

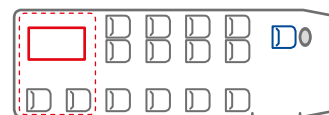
4100



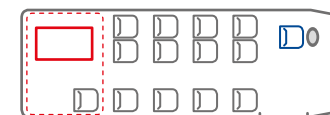
19 with 2 batteries



16 + 1.2 m³ baggage compartment
with 2 or 3 batteries



19/14 + 1 w + 1 with 2 batteries



16/13 + 1 w + 1 with 2 batteries

- Passenger seats
- Optional host / hostess seat
- Track-mounted seats
- Driver seat
- Optional wheelchair space